

AGND ENGINE MODEL

Important Notice

The manuals contained in this computer file are reproductions from the "Wisconsin Engine" counter catalog, part number "S236". This manual was last produced in the mid 1980's.

As with any printed data, the information contained in these manuals may not be the most up-to-date available. It is provided as a convenience to our customers and all information should be verified before making repairs to an engine or component.

SERVICE FACILITIES

WISCONSIN MOTORS, L.L.C. Distributors and Service Centers, located throughout the U.S. and foreign countries, have been carefully selected to insure complete and efficient repair and inspection services to owners of **WISCONSIN MOTORS** Engines. These service centers, equipped and staffed for complete engine repair, also stock engines parts to facilitate immediate delivery for the complete line of **WISCONSIN MOTORS** Engines.

Order parts from the **WISCONSIN MOTORS, L.L.C.** Distributor or Service Center in your locality. Refer to the Yellow Pages of the Telephone Directory under **ENGINES**, or visit our website, www.wisconsinmotors.com to locate a distributor in your area. You can also call Wisconsin Motors toll free, 800-932-2858.

The MODEL, SPECIFICATION and SERIAL NUMBER of your engine must be given when ordering parts. The MODEL, SPECIFICATION and SERIAL NUMBER are on the engine nameplate.



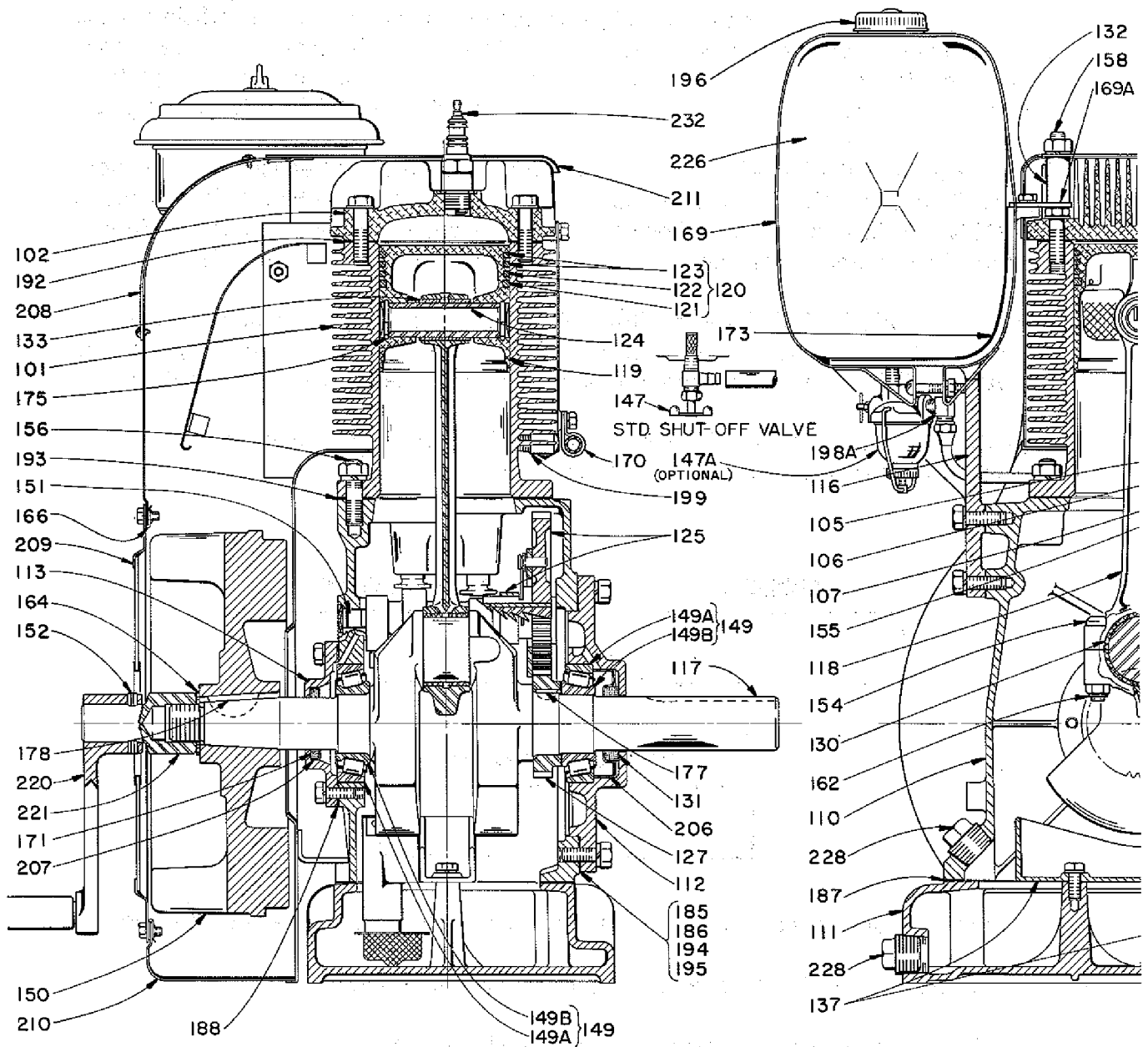
**Wisconsin
Motors, LLC**

Sales Office

2020 Fletcher Creek Drive - Memphis, TN 38133

Phone (901) 371-0353 Toll Free 800-932-2858

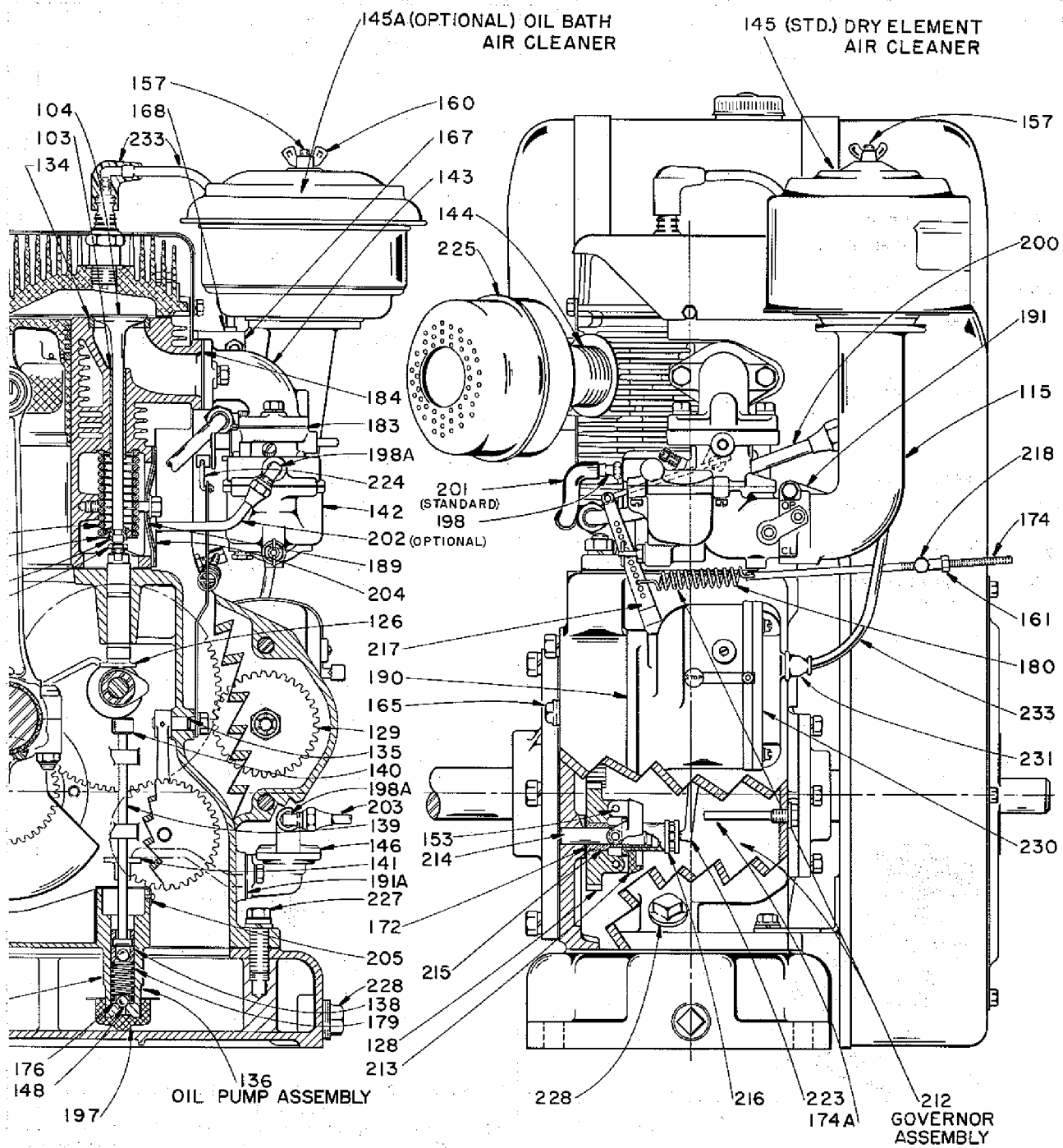
www.wisconsinmotors.com



WISCONSIN MOTOR

PARTS REFERENCE

Parts are identified by reference number.



MODEL AGND

MODEL AGND

See parts list for correct part number.

STANDARD ENGINE PARTS LIST **MODEL AGND**

Accessories commonly supplied on this model engine begin on Page 31.

Ref. No.	Part Number	Description	No. Net Wt.		
			Req	Lb	Oz
101	AA-96-A-51	CYLINDER BLOCK ASSEMBLY Complete - Consisting of: 1 AA-96-A Block 2 AH-9 Locks 2 AD-42 Guides 1 HG-150-A Seat 1 AE-87 Valve 1 HG-150-D Seat 1 AE-87-D Valve 1 PH-14 Washer 1 AF-52 Spring 1 QD-612-A Gasket 1 AF-55 Spring 1 SA-68 Cover 1 AG-26 Seat 1 XD-148 Screw 1 AG-31 Rotator	1	25	
102	AB-102-A	CYLINDER HEAD	1	2	6
103	AD-42	VALVE STEM GUIDE	2		1
104	AE-87	INLET VALVE	1		4
	AE-87-D	EXHAUST VALVE	1		4
105	AF-52	VALVE SPRING, inlet	1		2
		3-1/8" approx. free length. Spring rated at 85 pounds when compressed to approx. 2" height.			
	AF-55	VALVE SPRING, exhaust, for engine with VALVE ROTATOR. 2-3/4" free length. Spring rated at 85 pounds when compressed to approx. 1-7/8" height.	1		2
106	AG-26	SEAT for inlet valve spring	1		1
	AG-31	VALVE ROTATOR and SPRING SEAT For exhaust valve spring.	1		1
107	AH-9	LOCK for valve spring seat	2 pr		1
110	See Fig. A	CRANKCASE ASSEMBLY	1	30	
		Consisting of: 1 Crankcase 1 ME-66-1 Bearing cup 5 PC-337 Studs 1 SA-13 Plug 1 TC-388-2 Governor shaft			

NOTE: The basic standard crankcase part number is **BA-54**. Any special machining is indicated by a number stamped in the location shown in **FIG. A**. Add this number to **BA-54**. Order by complete number and by giving the Model, Spec. and Serial Numbers of engine.




Fig. A 231081C-A

Ref. No.	Part Number	Description	No. Net Wt.		
			Req	Lb	Oz
112	BG-105A-2-S2	MAIN BEARING PLATE ASSEMBLY Take-off end. Consisting of: 1 BG-105A-2 Plate 1 HF-236 Seal 1 ME-66-1 Bearing cup 1 SD-35 Retainer	1	5	
		NOTE: Engines equipped with a clutch, or clutch reduction unit, require a special main bearing plate as specified in rear section of this manual where these accessories are located.			
113	BG-125-S1	BEARING RETAINER PLATE ASSEMBLY, Flywheel end Consisting of: 1 BG-125 Plate 1 SD-39-1 Retainer 1 PH-193-1 Seal BG-343-S1 , for engines equipped with flywheel alternator	1	1	2
115	BI-332-S1	AIR CLEANER BRACKET ASSEMBLY Consisting of: 1 BI-332 Bracket 1 QD-647 Gasket 1 XD-8 Screw	1		8
116	BI-333-A	FUEL TANK BRACKET, only, for eng's. beginning with Serial No. 2960485.	1	4	8
	BI-333A-S1	FUEL TANK and BRACKET ASSEMBLY BI-333 Bracket for engines to and including Serial No. 2960484. For replacement, order BI-333A-S2 Tank and Bracket Assembly.		7	8
117	See Fig. B	CRANKSHAFT ASSEMBLY	1	18	8
		Consisting of: 1 Crankshaft 1 GA-30-B Gear 2 ME-66 Bearings 1 PL-65 Key			
		NOTE: The basic crankshaft part number is CA-73 . Dash numbers are added to the basic part number to identify special machining at the take-off end. The dash (-) number will be found stamped on the cheek facing the take-off end of the shaft, as illustrated in Fig. B . Order by complete part number , (dash number added to basic number) and by giving the model, spec. and serial numbers of engine.			
		Fig. B 141332C-1			
118	DA-69-A-S1	CONNECTING ROD ASSEMBLY	1	1	8
		(shell bearing type)			
		NOTE: The connecting rod is furnished less shell bearings. Refer to Ref. No. 130 for the part number of standard size and undersize shell bearings available.			
		DA-69-S1 , Babbitt-lined rod. For replacement use DA-69-A-S1 and shell bearings.			
111	BB-119-A	ENGINE BASE BB-119A-2 for engines with electric starting motor.	1	18	

Order parts from nearest **WISCONSIN DISTRIBUTOR** or **SERVICE CENTER**.
IMPORTANT: Always give Model, Specification and Serial Numbers as shown on name plate.

Model AGND Parts List

Ref. No.	Part Number	Description	No. Req.	Net Wt.	
				Lb	Oz
119	DB-220	PISTON, cam ground, standard size NOTE: Pistons are available, .010", .020", .030" oversize.	1		13 1/2
120	DR-32	PISTON RING SET, standard size Consisting of:	1		4
121	DC-111-B	OIL RING	1		1
122	DC-126A-1	SCRAPER RING	1		1
123	DC-126-C	COMPRESSION RING	2		1
		NOTE: Ring sets are available .010", .020" and .030" oversize.			
	DR-43	TRI-CROME RE-RING SET, Std. size .. .010", .020", .030" oversize available.			6
124	DE-63	PISTON PIN, standard size	1		4
		NOTE: Piston pins are available .005" and .010" oversize.			
125	EA-115-B-51	CAMSHAFT and GEAR ASSEMBLY Beginning with Serial No. 4394816. Includes: Compression release PA-216 Support pin EA-115-S1 (without compression release) For replacement use EA-115-B-S1.	1	2	8
126	F-63	VALVE TAPPET with lockscrew	2		4
127	GA-30-B	CRANKSHAFT GEAR	1		12
128	GD-124-A	GOVERNOR GEAR and FLYWEIGHT ASSEMBLY	1		8
		Consisting of: 1 GD-124 Gear 2 TC-322E Flyweights 2 PA-340 Pins 2 TC-328D Pins 1 PH-313A Shim 1 TC-389A Bushing			
129	GD-125	MAGNETO GEAR	1		12
130	HA-132-S	SHELL BEARING (2 halves) std. size For connecting rod. NOTE: The following undersize shell bearing are also available: HA-132-S1 (.001" undersize) HA-132-S2 (.002" undersize) HA-132-S10 (.010" undersize) HA-132-S20 (.020" undersize)	1		4
131	HF-236	CORK OIL SEAL	1		1
		For main bearing, take-off end.			
132	HF-550	SPACER for air shroud cover stud	1		2
133	HG-131-C	PISTON PIN BUSHING	1		1
		HG-131-A-1, replaced by HG-131-C.			
134	HG-150-A	VALVE SEAT INSERT, inlet	1		1
	HG-150-D	VALVE SEAT INSERT, exhaust	1		1
135	JK-50	'O' RING for governor lever fulcrum pin	1		1
136	K-110	OIL PUMP ASSEMBLY complete	1		
		Consisting of: 1 KA-65-S1 Body assembly 1 KF-18-1 Push rod 1 KF-19-A Cap 2 PE-4 Lockwashers 2 XD-15 Capscrews			
137	KA-65-51	OIL PUMP and BODY ASSEMBLY	1	2	
		Consisting of: 1 KA-65 Body 1 PM-58 Spring 1 KF-14-S1 Plunger 1 RD-107-A Screen 1 ME-38-A Ball 1 SA-109 Cover 1 PK-50-A Retainer 2 XA-67 Screws			

Ref. No.	Part Number	Description	No. Req.	Net Wt.	
				Lb	Oz
138	KF-14-S1	OIL PUMP PLUNGER ASSEMBLY Consisting of: 1 KF-14 Plunger 1 ME-38-A Ball 1 PA-217 Pin	1		2
139	KF-18-1	OIL PUMP PUSH ROD, 5-27/32" long .. KF-26-4 4-3/16" long rod, for engines with fuel pump	1		2
140	KF-19-A	CAP for oil pump push rod	1		1
141	KF-29-B	PLUNGER for engines with fuel pump ..	1		2
142	L-63-A-51	CARBURETOR, Zenith No. 12188	1	1	4
		LQ-33 Repair Kit	1		2
	Optional L-64-A-51	CARBURETOR, Marvel-Schebler No. TSX-770.			
		NOTE: Special carburetors are identified by Part Number stamped on carburetor name plate. Refer to this number for service replacement carburetor or parts. See carburetor bulletins in back of manual for service replacement parts list.			
143	LC-276	INTAKE MANIFOLD	1		6
144	LJ-312	NIPPLE, 1 1/4" x 2 3/8" long, W.I. pipe For exhaust muffler mounting.	1		6
145	LO-175 (Standard)	AIR CLEANER - Dry Element type	1	1	
		Service parts: LO-175-B Element	1		4
		LO-175-D Body	1		8
		SD-295 Decal	1		1
145A	LO-24 (Optional)	AIR CLEANER - Oil Bath type	1	1	12
		Service parts: 81-179B1 Cap and filter assembly ..	1	1	2
		81-176BTK01 Oil cup	1		6
		81-615A1 Filter gasket	1		1
		QD-540 Base gasket	1		1
146	LP-42-G-51 LQ-28	FUEL PUMP (not standard)	1		10
		REPAIR KIT for fuel pump	1		2
		NOTE: Refer to fuel pump instruction sheet in back of manual for maintenance and repair.			
147	RG-41 (Optional)	SHUT-OFF VALVE and STRAINER	1		
147A	LP-43	FUEL STRAINER	1		5
		LQ-31 Repair Kit (bowl, gasket, screen) NOTE: See illustration in back of parts list for service replacement parts.			
148	ME-38-A	CHECK BALL for oil pump, 5/16" dia. steel	1		1
		ME-38, replaced by ME-38-A.			
149	ME-66	MAIN BEARING ASSEMBLY	2	1	
		Consisting of: 1 ME-66-1 Cap * 1 ME-66-2 Cone * * Not sold separately.			
149A	149B				

Order parts from nearest **WISCONSIN DISTRIBUTOR** or **SERVICE CENTER**.
IMPORTANT: Always give Model, Specification and Serial Numbers as shown on name plate.

Model AGND Parts List

Ref. No.	Part Number	Description	No.		Net Wt.	
			Req.		Lb	Oz.
150	NC-145-G	FLYWHEEL , Standard..... NC-145-J-51 for engine with YA-39 starting motor, beginning with Serial No. 3,252,140. Incl. GH-55 Ring Gear. NC-145G-13-51 for engine with starting motor — to and including Serial No. 3,252,139. Includes GH-46 Ring Gear.	1		33	
<p>NOTE: Because of the variations in flywheels; for mounting rotating screens, stub shafts, flywheel alternators, etc., only the standard and ring gear flywheels are listed. Therefore, give Model, Specification and Serial Numbers of engine when ordering new flywheel.</p>						
151	PA-216	CAMSHAFT SUPPORT PIN	1		6	
152	PA-333	ROLL PIN for hand cranking	1		1	
153	PA-340	ROLL PIN for governor flyweight	2		1	
154	PB-146-1-51	CONNECTING ROD BOLT ASSEMBLY Includes: 1 PD-247 Nut.	2		2	
155	PB-169-A	VALVE TAPPET ADJUSTING SCREW	2		1	
156	PC-337	STUD for mounting cylinder block	5		2	
157	PC-372	STUD for oil bath air cleaner, 3-3/8" lg.	1		1	
	PC-372-A	STUD for dry element cleaner, 3-9/16" lg.	1		1	
158	PC-526	STUD for mounting cylinder head at tank PC-498, replaced by PC-526.	1		2	
160	PD-147	WING NUT for air cleaner mounting	1		1	
161	PD-173-A	ADJUSTING NUT for governor spring ..	1		1	
162	PD-247	LOCK NUT , 3/8"-24 thread (special) .. For connecting rod bolts.	2		1	
164	PE-59	LOCKWASHER , 1" external Everlock .. For starting crank nut.	1		1	
165	XK-4	PLUG , 1/2" square head, pipe	1		1	
		For timing hole in crankcase.				
166	PG-315	SPEED NUT for flywheel screen mtg. ..	4		1	
167	PG-343-C	SUPPORT CLIP for air cleaner bracket PG-343-A, PG-343-D, repl'd by PG-343-C.	1		1	
168	PG-430	SUPPORT CLIP for ignition cable	1		1	
169	PG-864	FUEL TANK STRAP	2		4	
169A	PG-891	SUPPORT for fuel tank bracket	1		1	
170	PG-961	CLIP for flexible fuel line	1		1	
171	PH-193-1	CORK OIL SEAL	1		1	
		For bearing plate, flywheel end.				
172	PH-313-A	SHIM for governor gear bushing	1		1	
173	PH-479	FELT for fuel tank straps	2		1	
174	PI-145-J	ADJUSTING SCREW for gov. spring	1		2	
174A	PI-185	STOP SCREW , governor assembly	1		1	
175	PK-37-A	RETAINING RING for piston pin	2		1	
		PK-37, replaced by PK-37-A.				
176	PK-50-A	RETAINER for oil pump check ball	1		1	
177	PL-55	WOODRUFF KEY , No. 6	1		1	
		For crankshaft gear.				
178	PL-83	WOODRUFF KEY , No. 23	1		1	
		For flywheel.				
179	PM-58-E	SPRING for oil pump plunger..... PM-58, replaced by PM-58-E.	1		1	

Ref. No.	Part Number	Description	No.		Net Wt.	
			Req.		Lb	Oz.
180	PM-74	GOVERNOR SPRING , 1-1/32" free length of coils x 1/2" O.D. For engine speeds up to and including 2400 R.P.M.	1		1	
	PM-75	GOVERNOR SPRING , 1-3/8" free length of coils x 9/16" O.D. For engine speeds 2450 to 3000 R.P.M.	1		1	
	PM-76	GOVERNOR SPRING , 1-7/8" free length of coils x 17/32" O.D. For engine speeds above 3000 R.P.M.	1		1	
181	Q-31	ENGINE GASKET SET (not illustrated) Consisting of: 1 QC-71 1 QD-514-B 1 QD-647 1 QC-71-A 1 QD-518 1 QD-712 3 QD-479-A 1 QD-612-A 1 QD-713-A 2 QD-479-C 1 QD-616	1		6	
183	QC-71	GASKET for carburetor flange	1		1	
		QC-58, replaced by QC-71.				
184	QC-71-A	GASKET for manifold to cylinder block QC-58-A, replaced by QC-71-A.	1		1	
185	QD-479-A	GASKET for main bearing plate, T.O. end .006" to .007" thick.	3		1	
186	QD-479-C	GASKET for main bearing plate, T.O. end .003" to .004" thick.	2		1	
187	QD-514-B	GASKET for engine base	1		1	
188	QD-518	GASKET for bearing retainer plate	1		1	
		Flywheel end.				
189	QD-612-A	GASKET for valve inspection cover plate	1		1	
190	QD-616	GASKET for magneto flange	1		1	
191	QD-647	GASKET for air cleaner bracket slot	1		1	
191A	QD-670	GASKET for fuel pump mounting	1		1	
192	QD-712	GASKET for cylinder head	1		1	
193	QD-713-A	GASKET for cylinder base	1		1	
194	QF-62	SHIM for main bearing plate, T.O. end .. .013" to .014" thick. * Use 1 or 2 as required.	*		1	
195	QF-62-A	SHIM (obsolete) for main bearing plate, T.O. end	**		1	
		** Use 2 if required.				
196	RC-122	FUEL TANK CAP (screw-type)	1		2	
		For WE-417 fuel tank.				
		RC-77 cap for obsolete WE-344 bayonet neck type tanks.				
197	RD-107-A	OIL PUMP SCREEN	1		1	
		RD-107, replaced by RD-107-A.				
198	RF-1438	STRAIGHT FITTING (standard)	1			
		For flexible fuel line in carburetor.				
		Optional				
198A	RF-1225	ELBOW FITTING for Bundy weld fuel line	4		1	
		1-in carburetor. 1-in fuel strainer. 2-for fuel pump;				
199	RF-296	ELBOW for breather line	2		1	
		1-in cylinder block. 1-in air cleaner bracket.				
200	RM-1357	BREATHING LINE , 3/8" tubing with nuts air cleaner bracket to cylinder block	1		2	
		RM-185, replaced by RM-1357.				

Order parts from nearest WISCONSIN DISTRIBUTOR or SERVICE CENTER.
IMPORTANT: Always give Model, Specification and Serial Numbers as shown on name plate.

Model AGND Parts List

Ref. No.	Part Number	Description	No. Req.	Net Wt.		Ref. No.	Part Number	Description	No. Req.	Net Wt.	
				Lb	Oz					Lb	Oz
201	LL-178-15	FLEXIBLE FUEL LINE , 15" long, 1/4" neoprene tubing	1			225	WD-66-51	EXHAUST MUFFLER with LJ-312 pipe nipple	1	1	8
202	Optional RM-846	FUEL LINE , 13" long, 1/4" Bundy weld tubing with nuts	1			226	WE-417-51	FUEL TANK with RC-122 cap	1	3	
		Fuel tank to carburetor — strainer at T.O. end. RM-536 (19-1/2" long) with strainer at flywheel end.				227	XB-98	COLLAR BOLT , 1/2"-13 thread x 1 1/4" long For crankcase to engine base mounting.	4	2	
203	Optional RM-776	FUEL LINE , 3/4" tubing, 9 3/4" long, with nuts, fuel pump to carburetor	1	2		228	XK-7	PIPE PLUG , 3/8" square head	4	2	
204	SA-68	COVER PLATE for valve tappet inspection	1	4		230	Y-107B-S1	MAGNETO , "Fairbanks-Morse" No. FMXD1B7R1 with gear	1	4	12
205	SA-109	COVER for oil pump trough	1	1				YQ-7 Points and condenser kit. YQ-4 Overhaul kit. Y-107A-S1, replaced by Y-107B-S1.			
206	SD-35	RETAINER for crankshaft oil seal, take-off end	1	1		Optional Y-108B-S1	MAGNETO , "Wico" No. XH-2523B, with gear		4		
207	SD-39-1	RETAINER for crankshaft oil seal, flywheel end	1	1			YQ-5 Points and condenser kit. YQ-2 Overhaul kit. Y-108A-S1, replaced by Y-108B-S1.				
208	SD-312	NAME PLATE	1	1							
		NOTE: When ordering name plate, give Model, Specification and Serial Numbers for correct stamping.									
209	SE-3	FLYWHEEL SCREEN (Standard)	1	4							
		SE-3-2 (with 5-1/8" dia. hole) for engines with generator drive pulley	1	4		231	YD-20	RUBBER NIPPLE	1	1	
210	SE-217	FLYWHEEL AIR SHROUD	1	8				For magneto tower.			
		SE-217-F for starter and generator. SE-217-H for engines with starter only, or starter and flywheel alternator, beginning with Serial No. 3,252,140. SE-217A-1 for starter and generator on engines to and including Serial No. 3,252,139.				232	YD-154-S1	SPARK PLUG , 18mm, Champion No. D-21	1	3	
211	SE-218	COVER for air shroud	1	6		233	YL-339-24	IGNITION CABLE ASSEMBLY	1	4	
212	T-100	GOVERNOR ASSEMBLY , complete	1	2				STANDARD HARDWARE			
213	TC-322E-S1	GOVERNOR FLYWEIGHT ASSEMBLY Includes TC-328-D thrust pin.	2	1 1/3		PA-367	ROLL PIN , 1/8 x 3/4" long	1	1		
214	TC-388-2	GOVERNOR SHAFT	1	3			For governor yoke mounting. XH-1, No. 0 x 3/4" taper pin, replaced by PA-367 (not interchangeable).				
215	TC-389-A-1	GOVERNOR GEAR BUSHING	1	2		PB-184	SCREW , 1/4"-28 thread x 5/8" long, hexagon head, self locking	2	1		
		TC-389-1, replaced by TC-389A-1.					For mounting air cleaner bracket clip.				
216	TC-391-B	THRUST SLEEVE and BEARING	1	2		PD-9	NUT , 1/4"-28 thread, hex., steel	1	1		
		For governor.					For air cleaner bracket clip.				
217	TC-453	GOVERNOR LEVER	1	1		PD-11	NUT , 3/8"-24 thread, hexagon steel	1	1		
218	TC-454	PIN for governor adjusting screw	1	1		PD-12	NUT , 7/16"-20 thread, hexagon steel	5	1		
220	U-212	STARTING CRANK	1	8			For mounting cylinder block.				
221	UC-75-S1	STARTING CRANK NUT ASSEMBLY ..	1	1		PD-77	NUT , 1/4"-20 thread, hexagon steel	3	1		
		Consisting of: 1 PA-333 Pin 1 UC-75 Cranknut					1-for governor lever fulcrum pin. 2-for fuel tank straps.				
223	VB-198-A	GOVERNOR YOKE and FULCRUM PIN ASSEMBLY	1	3		PD-77-1	NUT , 3/8"-20 thread, hexagon steel jam ..	1	1		
		Consisting of: 1 JK-50 'O' Ring 1 TC-452 Fulcrum pin 1 VE-198 Yoke 1 PA-367 Roll pin					For governor adjusting screw pin.				
224	VE-683	CONTROL ROD to carburetor	1	1		PD-79	NUT , 3/8"-16 thread, hexagon steel	1	1		
							For magneto mounting screw (lower).				
						PD-141	NUT , 5/16"-24 thread, hexagon steel	1	1		
							For governor lever mounting.				
						PE-3	LOCKWASHER , 1/4" spring lock	8	1		
							1-for tank bracket strap. 3-for air shroud to cylinder block. 2-for fuel tank straps. 2-for fuel pump mounting.				

NOTE: These engines are equipped with either a 'Fairbanks-Morse' or 'Wico' magneto. See magneto bulletins in back of manual for service replacement parts list.

Order parts from nearest WISCONSIN DISTRIBUTOR or SERVICE CENTER.
IMPORTANT: Always give Model, Specification and Serial Numbers as shown on name plate.

Model AGND Parts List

Ref. No.	Part Number	Description	No. Req.	Net Wt.		Ref. No.	Part Number	Description	No. Req.	Net Wt.	
				Lb	Oz					Lb	Oz
	PE-4	LOCKWASHER, 5/16" spring lock 2-for oil pump trough. 2-for carburetor mounting. 4-for bearing retainer plate, fan end. 2-for manifold to cylinder block.	10		1		XD-29	SCREW, 3/8"-16 x 1 1/4" long, hex. head (special hardness) For mounting cylinder head.	2		1
	PE-5	LOCKWASHER, 3/8" spring lock 4-for main bearing plate, T.O. end. 3-for fuel tank bracket to case. 2-for magneto mounting. 1-for air shroud cover stud.	10		1		XD-30	SCREW, 3/8"-16 x 1 1/2" long, hex. head (special hardness) For mounting cylinder head.	3		1
	PE-6	LOCKWASHER, 7/16" spring lock For mounting cylinder block.	5		1		XD-34	SCREW, 3/8"-16 x 2 1/2" long, hex. head For mounting magneto (upper hole).	1		1
	PE-7	LOCKWASHER, 1/2" spring lock For engine base mounting.	4		1		XD-77	SCREW, 3/8"-16 x 3" long, hex. head .. For mounting magneto (lower hole).	1		1
	PE-52	LOCKWASHER, 5/16" Internal 'Everlock' For governor lever mounting.	1		1		XD-148	SCREW, 5/16"-18 x 1-5/8" long, hex. hd. For valve tappet inspection cover.	1		1
	PE-74	LOCKWASHER, 1/4" internal-external 'Everlock', plated For air cleaner bracket clip.	1		1		XI-32	COTTER PIN, 3/64" x 3/8" long For governor control rod.	1		1
	PH-14	WASHER, 5/16" copper, plain For valve tappet inspection cover.	1		1						
	PH-22	WASHER, 3/8" x 1/16" thick, steel, plain For cylinder head mounting.	6		1						
	PH-22-A	WASHER, 3/8" x 3/32" thick, steel, plain For governor stop screw.	1		1						
	RF-794	NIPPLE, 1/8" x 3/4" long, close pipe For fuel strainer mounting. (optional)	1		1						
	SA-13	PLUG, 3/4" expansion For camshaft pin hole.	1		1						
	XA-33	SCREW, 1/4"-20 x 3/8" long, ind. hex. hd. 2-for air shroud to cylinder block. 4-for flywheel screen mounting.	6		1						
	XA-34	SCREW, 1/4"-20 x 1/2" long, ind. hex. hd. For airshroud and fuel line clip.	1		1						
	XA-67	SCREW, Parker-Kalon No. 4—Type 'A', 1/4" long, stove-head, self-tapping 4-for instruction plate mounting. 2-for oil trough cover mounting.	6		1						
	XA-69	SCREW, 1/4 x 20 x 2" long, round head For fuel tank straps. XA-74 (2-1/4"), replaced by XA-69.	2		1						
	XD-4	SCREW, 1/4"-30 x 1/2" long, hex. head For fuel tank bracket strap.	1		1						
	XD-5	SCREW, 1/4"-20 x 5/8" long, hex. head .. For fuel pump mounting.	1		1						
	XD-8	SCREW, 1/4"-20 x 1 1/4" long, hex. head For air cleaner bracket clamp.	1		1						
	XD-15	SCREW, 5/16"-18 x 3/4" long, hex. head 2-for oil pump trough. 4-for bearing retainer plate, fan end.	6		1						
	XD-16	SCREW, 5/16"-18 x 7/8" long, hex. hd. 2-for carburetor mounting. 2-for manifold to cylinder block.	4		1						
	XD-27	SCREW, 3/8"-16 x 1" long, hex. head For fuel tank bracket to case.	3		1						
	XD-28	SCREW, 3/8"-16 x 1-1/8" long, hex. hd. For main bearing plate, T.O. end. XD-27, replaced by XD-28.	4		1						

Order parts from nearest **WISCONSIN DISTRIBUTOR** or **SERVICE CENTER**.
IMPORTANT: Always give Model, Specification and Serial Numbers as shown on name plate.